

Complex Cardiovascular Therapeutics 2019

# CCT 2019

Dates **October 24** thu. - **26** sat., 2019

Venues **Kobe International Exhibition Hall**  
**Portopia Hotel, Kobe, Japan**

## Peripheral

Update  
Program



CCT Website  
<https://cct.gr.jp/>

Facebook  
<https://www.facebook.com/CCTJAPAN/>

Find us on  
Facebook



**Course Directors**

- Hiroshi Ando**  
Kasukabe Chuo General Hospital
- Keisuke Hirano**  
Saiseikai Yokohama-City Eastern Hospital
- Takuyuki Komoda**  
Gifu Heart Center
- Yusuke Miyashita**  
Shinshu University/Nagano Red Cross Hospital
- Shigeru Nakamura**  
Kyoto Katsura Hospital
- Kazushi Urasawa**  
Tokeidai Memorial Hospital
- Hiroyoshi Yokoi**  
Fukuoka Sanno Hospital

**Japanese Faculty**

- Hideaki Aihara**  
Tsukuba Medical Center Hospital
- Hifoshi Anzai**  
SUBARU Health Insurance Ota Memorial Hospital
- Kiyohito Arai**  
Saiseikai Kurihashi Hospital
- Shinobu Ayabe**  
Yao Tokushukai General Hospital
- Yutaka Dannoura**  
Sapporo City General Hospital
- Tatsuki Dojiri**  
Yamato-Seiwa Hospital
- Masahiko Fujihara**  
Kishiwada Tokushukai Hospital
- Miki Fujii**  
Kita-Harima Medical Center
- Atsuki Fukae**  
Nagasaki Medical Center
- Masashi Fukunaga**  
Morinomiya Hospital
- Atsushi Funatsu**  
Kyoto Katsura Hospital
- Ichiro Hamanaka**  
Rakuwakai Marutamachi Hospital
- Takashi Harada**  
Kitakyushu City Yahata Hospital
- Takuya Haraguchi**  
Sapporo Cardio Vascular Clinic
- Naoki Hayakawa**  
Asahi General Hospital
- Seiichi Hiramori**  
Kokura Memorial Hospital
- Kazunori Horie**  
Sendai Kousei Hospital
- Yuji Hoshino**  
Fukuoka Sanno Hospital
- Koji Hozawa**  
New Tokyo Hospital
- Osamu Iida**  
Kansai Rosai Hospital
- Yuji Ikari**  
Tokai University School of Medicine
- Masao Imai**  
Hyogo Prefectural Amagasaki General Medical Center
- Shinsuke Imaoka**  
Oita Oka Hospital
- Yuki Imoto**  
Fukuoka Wajiro Hospital
- Masanori Inoue**  
Keio University School of Medicine
- Naoto Inoue**  
Tokyo Kamata Hospital
- Yoshiteru Ishii**  
Kokura Daiichi Hospital
- Taku Iwaki**  
Yokohama Sakae Kyosai Hospital
- Yo Iwata**  
Funabashi Municipal Medical Center
- Daisuke Kamoi**  
Nagoya EVT Clinic
- Nobuhito Kaneko**  
Kasukabe Chuo General Hospital
- Tomomi Kanno**  
Hokko Memorial Hospital
- Eiji Karashima**  
Shimonoseki City Hospital
- Katsuhiro Kawaguchi**  
Komaki City Hospital
- Takashi Kawakami**  
Keio University Hospital
- Osami Kawarada**  
Ikuwakai Memorial Hospital
- Daizo Kawasaki**  
Morinomiya Hospital
- Shinsuke Kikuchi**  
Asahikawa Medical University
- Masayoshi Kimura**  
Japanese Red Cross Kyoto Daiichi Hospital
- Norihiro Kobayashi**  
Saiseikai Yokohama-City Eastern Hospital
- Tomoko Kobayashi**  
Kyoto Katsura Hospital
- Akio Kodama**  
Nagoya University
- Ryoji Koshida**  
Toyohashi Heart Center
- Riwa Koshino**  
Gifu Heart Center
- Amane Kozuki**  
Osaka Saiseikai Nakatsu Hospital
- Akihiro Matsui**  
Kasukabe Chuo General Hospital
- Takashi Miura**  
Nagano Municipal Hospital
- Akira Miyamoto**  
Takatsu General Hospital
- Tsuyoshi Miyazawa**  
Hikone Municipal Hospital
- Shinsuke Mori**  
Saiseikai Yokohama-City Eastern Hospital

- Makoto Mou**  
Yokohama Minami Kyousai Hospital
- Takayuki Naito**  
Aomori Kyoritsu Hospital
- Tatsuya Nakama**  
Tokyo Bay Medical Center
- Akihiro Nakamura**  
Iwate Prefectural Central Hospital
- Hiroaki Nakamura**  
Kakogawa Central City Hospital
- Masato Nakamura**  
Toho University Ohashi Medical Center
- Masatsugu Nakano**  
Tokyo General Hospital
- Kyonori Nanto**  
Kansai Rosai Hospital
- Shinsuke Nanto**  
Nishinomiya Municipal Central Hospital
- Yoichi Nozaki**  
Hokko Memorial Hospital
- Nobuhiko Ogata**  
Ageo Central General Hospital
- Shin Okamoto**  
Kansai Rosai Hospital
- Shunsuke Ozaki**  
Itabashi Chuo Medical Center
- Hiroyuki Saito**  
Saiseikai Yokohama-City Eastern Hospital
- Satoko Sakaki**  
Kasukabe Chuo General Hospital
- Shinya Sasaki**  
Saka General Hospital
- Tadaya Sato**  
Saka General Hospital
- Tomoyasu Sato**  
Tsuchiya General Hospital
- Yoshihisa Shimada**  
Shiroyama Hospital
- Toshiro Shinke**  
Showa University
- Norihiko Shinozaki**  
Tokai University School of Medicine
- Yoshiaki Shintani**  
Ageo Central General Hospital
- Yoshimitsu Soga**  
Kokura Memorial Hospital
- Nobuhiro Suematsu**  
Saiseikai Fukuoka General Hospital
- Makoto Sugihara**  
Fukuoka University Hospital

## Course Objectives

On behalf of the course directors of the CCT2019 Peripheral, I would like to inform you that the CCT2019 Peripheral will be held from Thursday, October 24 to Saturday, October 26 at Kobe International Exhibition Hall, with this year marking the 7th time of the event.

We will hold the course focusing on live case demonstrations this year as well, but we think that this year's topic will be on the treatment of the SFA area in which more options became available lately. What is the best device for advanced calcification lesions unique to Japan with many dialysis and diabetic patients, currently? What are issues caused by using Paclitaxel? On the first day, we would like to focus on the treatment of SFA, which is changing in the above described way, and to discuss the strategies thoroughly in the video live session. On the second and third days, operators who are representing Japan will challenge complex lesions at Kyoto Katsura Hospital and Nagano Red Cross Hospital in Live Case Transmissions.

There should be some breakthroughs in seemingly incurable lesions. Regarding CLI, we would like to go beyond the boundary of medical departments and together with co-medical professionals in discussing what we can do to relieve the lower limbs. Moreover, we plan to have a large number of sessions including Case Competition, Nightmare, Hands-on and Bailout Sessions. We are looking forward to seeing you all in Kobe in the beautiful autumn leaves season.

CCT2019 Representative Peripheral Course Director  
Hiroshi Ando

### International Faculty

Kenji Suzuki

Tokyo Saiseikai Central Hospital

Yasuhiro Takahashi

The Fraternity Memorial Hospital

Hideyuki Takimura

Tokyo General Hospital

Shin Takiuchi

Higashi Takarazuka Satoh Hospital

Michinao Tan

Tokeidai Memorial Hospital

Akimitsu Tanaka

Nagoya Tokushukai General Hospital

Shinji Tayama

National Hospital Organization Kumamoto Medical Center

Kazuki Tobita

Shonan Kamakura General Hospital

Atsushi Tosaka

TOWN Homecare Clinic

Yoshinori Tsubakimoto

Japanese Red Cross Kyoto Daini Hospital

Taketsugu Tsuchiya

Kanazawa Medical University Hospital

Tomoyuki Umemoto

Tokyo Medical and Dental University

Makoto Utsunomiya

Toho University Ohashi Medical Center

Yoshito Yamamoto

Iwaki City Medical Center

Terutoshi Yamaoka

Matsuyama Red Cross Hospital

Takehiro Yamashita

Hokkaido Ohno Memorial Hospital

Yasutaka Yamauchi

Takatsu General Hospital

Tomomi Yamazaki

Kasukabe Chuo General Hospital

Kan Zen

Kyoto Prefectural University of Medicine

George Liell Adams

Rex Hospital, USA

Giancarlo Biamino

Cardiovascular Consulting, Italy

Donghoon Choi

Yonsei University, Korea

Lawrence A. Garcia

St. Elizabeth's Medical Center, USA

Pravin K. Goel

Sanjay Gandhi Post Graduate Institute of Medical Sciences, India

Po-Jen Ko

Chang Gung Memorial Hospital, Taiwan, R.O.C.

Seung-Woon Rha

Cardiovascular Center, Korea University Guro Hospital, Korea

Andrej Schmidt

Leipzig University Hospital, Germany

Peter A. Schneider

University of California San Francisco, USA

Bryan Yan

The Chinese University of Hong Kong, Hong Kong

(Alphabetical order)

### Language

**Peripheral** English / Japanese

Simultaneous interpretation is available:  
English and Japanese: Room 8 (10/25, 10/26)  
※Except for sponsored sessions.



English translation available



Japanese only



Japanese translation available

### Registration Fee

Online Registration → <https://cct.gr.jp/2019/>

Medical	3 days	JPY 35,000
Medical	1 day	JPY 20,000
Medical(Intern)*	3 days	JPY 10,000
Co-medical	3 days	JPY 4,000
Industrial Professional	3 days	JPY 35,000

\* Medical(Intern) is required to present certification showing they are currently in the internship (4 years period) after graduation from medical school. Failure to do this will be charged the on-site registration fee of Medical. Pre-registration is not required.

\*\* A student can attend the live course free of charge. Please present your student ID or equivalent documents at the on-site registration desk. Pre-registration is not required.

### Notification

No smoking on all site.  
No photography and video shooting without permission.

### Food and Beverages

Coffee service will be offered at Kobe International Exhibition Hall 1, 1F and Portopia Hotel Main Building, B1F.

(Service time is limited)

Light meals will be served before morning session and fireside session.

Lunch boxes will be served before luncheon seminar.

### Secretariat

CCT Administration Office  
Central Residence 201, 48 Higashiodawaracho, Toyohashi, Aichi,  
440-0886, Japan  
Tel: +81-532-57-1275 Fax: +81-532-52-2883  
E-mail: [secretariat@cct.gr.jp](mailto:secretariat@cct.gr.jp)

### Opening Hours

#### Registration Desk

Kobe International Exhibition Hall 2, 1F  
Oct. 24, 25 7:15 - 17:00  
Oct. 26 7:15 - 15:00

#### Faculty Registration Desk

Kobe International Exhibition Hall 1, 1F  
Oct. 24, 25 7:15 - 17:00  
Oct. 26 7:15 - 15:00

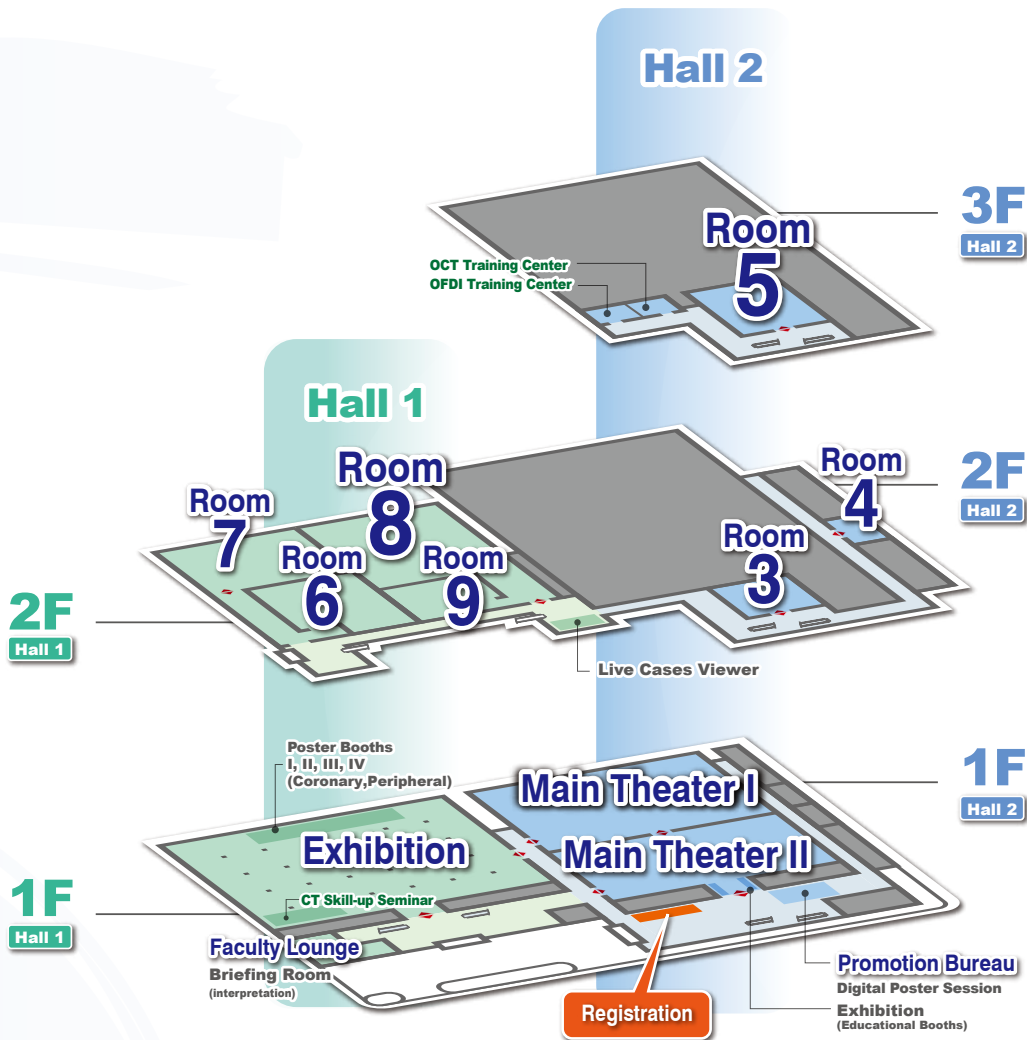
#### Exhibition

Kobe International Exhibition Hall 1, 1F  
Oct. 24, 25 8:30 - 18:00  
Oct. 26 8:30 - 16:00

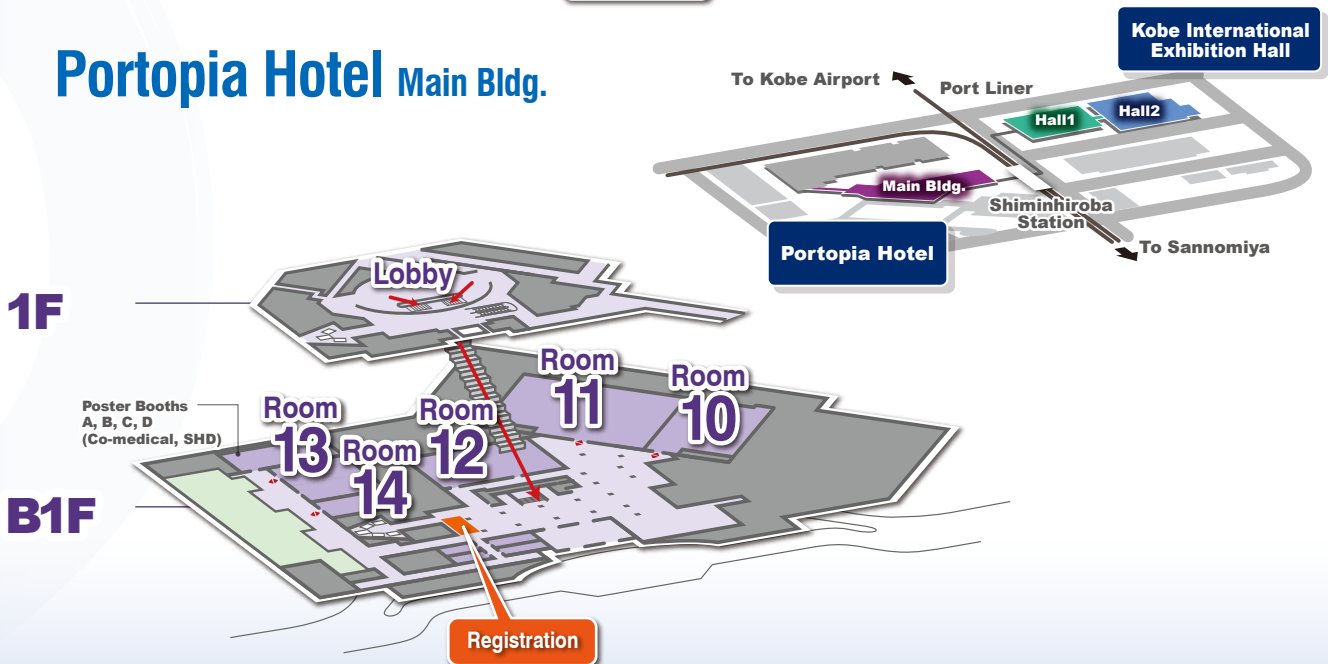
### Free Wi-Fi Spots

Free Wi-Fi is available in all theaters, rooms and exhibition. Please note that the network may unstable according to the number of connecting users.

# Kobe International Exhibition Hall



# Portopia Hotel Main Bldg.



Program at a glance

## Thursday, October 24

			8:30	9:00	10:00	11:00	12:00	13:00
Kobe International Exhibition Hall	Hall 1 2F	Room 8			Video Live 1 <small>Japanese only</small>	Video Live 2 <small>Japanese only</small>	Video Live 3 <small>Japanese only</small>	Luncheon Seminar  LINC @ CCT: Percutaneous techniques in percutaneous endovascular therapy
	Hall 2 3F	Room 5		Case Presentation 1		Case Presentation 2		
	Hall 1 1F	Poster Booth				Poster Session 1		

## Friday, October 25

			8:30	9:00	10:00	11:00	12:00	13:00
Kobe International Exhibition Hall	Hall 1 2F	Room 8	<b>EVT Live Case Transmission</b> Kyoto Katsura Hospital <small>(E) (J) LIVE</small>					Luncheon Seminar  Each roles of DDCB considered from various viewpoints  <i>Boston Scientific Japan</i>
	Hall 2 3F	Room 5	<small>Japanese only</small> Kasukabe style	<small>Japanese only</small> Other EVT (ALI, DVT, Subclavian...)	Special technique		<small>Japanese only</small> CLI 1: Revascularization	Luncheon Seminar  Dynamic Roundtable Discussion: Current EVT and the Future <i>Cardinal Health Japan</i>
	Hall 1 1F	Poster Booth				Poster Session 3	<small>Japanese only</small> Coffee Break Lecture <i>Philips Japan, Ltd.</i>	

## Saturday, October 26

			8:30	9:00	10:00	11:00	12:00	13:00
Kobe International Exhibition Hall	Hall 1 2F	Room 8	<b>EVT Live Case Transmission</b> Japanese Red Cross Society Nagano Hospital <small>(E) (J) LIVE</small> "Petit Focus Live" Shimadzu Corporation "Featured Live" TERUMO CORPORATION					Luncheon Seminar  Current international role of DCB and DES in light of the paclitaxel controversy  <i>CANON MEDICAL SYSTEMS CORPORATION</i>
	Hall 2 3F	Room 5		Round Table Discussion 1: Atherectomy (SFA)		Round Table Discussion 2: Venous Intervention <small>Japanese only</small>		

	14:00	15:00	16:00	17:00	18:00	19:00	19:30
Pioneering peripheral therapy		Great Debate 1	Great Debate 2	Great Debate 3	Great Debate 4		
		Nightmare in the cathlab		Very Complicated Case Competition	My Best Case Competition		
		Poster Session 2	Coffee Break Lecture <i>KANEKA MEDIX CORPORATION</i>				

	14:00	15:00	16:00	17:00	18:00	19:00	19:30
ES and d from oints					<b>LIVE</b>		
	<b>EVT Live Case Transmission</b> Kyoto Katsura Hospital						
an K.K.	"Featured Live" <i>Boston Scientific Japan K.K.</i>		"Featured Live" <i>Century Medical, Inc. / Abbott Vascular Japan Co., Ltd.</i>				
table n							
uture an	CLI 2: Wound healing and gait salvage		Coffee Break Lecture <i>Medtronic Japan Co., Ltd.</i>	CLI 3: How to build a treatment system of CLI (Co-medical Session)			
		Poster Session 4 & 5					

	14:00	15:00	16:00	17:00	18:00	19:00	19:30
EVT Live Case Transmission	<b>LIVE</b>						
	<b>Japanese Red Cross Society Nagano Hospital</b>						
	"Featured Live" <i>W.L. Gore &amp; Associates, Co., Ltd.</i>						
	Hirano Do-jo		Bailout from complication				
		Coffee Break Lecture <i>Boston Scientific Japan K.K.</i>					

Thursday, October 24

Room 8

9:00-10:00 **Video Live 1: SFA**

Japanese only

座長  
平野 敬典  
山本 義人

コメンテーター  
尾崎 俊介  
佐々木 伸也  
杉原 充

演者  
CBA  
嶋田 芳久

DCB  
丹 通直

10:10-11:10 **Video Live 2: SFA**

Japanese only

座長  
宮本 明

コメンテーター  
新井 清仁  
土井尻 達紀  
松井 朗裕

演者  
DES  
椿本 恵則

Retro.  
滝村 英幸

11:20-12:20 **Video Live 3: SFA**

Japanese only

座長  
川崎 大三  
曾我 芳光

コメンテーター  
金子 喜仁  
上月 周  
仲間 達也  
原口 拓也

演者  
スペラ  
市橋 敬

バイアバーン  
早川 直樹

Luncheon Seminar

12:30-13:30 **LINC @ CCT: Pioneering techniques in peripheral endovascular therapy:**

Chairs  
Giancarlo Biamino, Peter Schneider

Lecturers  
Introduction  
Giancarlo Biamino

Recorded live-case: GoBack-Crossing-catheter and Supera-stent in a challenging SFA-CTO  
Andrej Schmidt

Crossing-techniques for peripheral CTOs, new devices and most successful techniques  
Andrej Schmidt

Recorded case: Complex BTK-CTO treated with Lutonix-DCB  
Andrej Schmidt

Presentation: DCB-application in complex lesions above and below the knee  
Andrej Schmidt

14:00-15:00 **Great Debate 1: SFAの治療、Paclitaxelは使う？使わない？**

Japanese only

座長  
飯田 修  
鈴木 健之

演者  
使う  
上月 周

使わない  
岡本 慎

15:00-16:00 **Great Debate 2: SFA : TASC-II C、D、ステントを使う？使わない？**

Japanese only

座長  
宮下 裕介  
山岡 輝年

演者  
使う  
三浦 崇

使わない  
丹 通直

16:00-17:00 **Great Debate 3: SFAのワイヤー操作、intraluminalにこだわる？こだわらない？**

Japanese only

座長  
曾我 芳光  
平野 敬典

演者  
こだわる  
毛利 晋輔

こだわらない  
平森 誠一



17:00-18:00 **Great Debate 4: 総合討論：SFAの治療  
今後の行方**

Japanese  
only

座長

土谷 武嗣  
宮下 裕介

パネリスト

飯田 修  
鈴木 健之  
曾我 芳光  
平野 敬典  
山岡 輝年

演者

SFAの現在の外科治療 世界の現状と今後  
山岡 輝年

SFAのEVT治療 世界の現状と今後  
飯田 修

**Room 5**

**Case Presentation**

9:00-10:40 **Case Presentation 1**

**Chairs**

*Tomoyasu Sato, Katsuhiko Kawaguchi*

**Commentator**

*Eiji Karashima*

**Speakers**

Management of Traumatic Vascular Injury of Extremities? a Single Center Experience  
*Chien Hui Lee*

*(Changhua Christian Hospital, Taiwan, R.O.C.)*

Endovascular treatment for kinked bifurcated prosthetic graft

*Shinichiro Yamaguchi (Omihachiman Community Medical Center, Japan)*

The case of echo-guided EVT for distal posterior tibial artery

*Takahiro Tokuda (Nagoya Heart Center, Japan)*

Successful Revascularization for Aorto-iliac Occlusion

*Junichi Tazaki (Kyoto University, Japan)*

Successful SUPERA stent implantation in common femoral artery occlusive disease guided by CO2 angiography for a patient with severe renal dysfunction.

*Yo Iwata (Funabashi Municipal Medical Center, Japan)*

The successful bail-out from CROSSER stuck in severe calcified SFA-CTO.

*Ikuma Sasaki (Nagoya Ekisaikai Hospital, Japan)*

A Case of Left Iliac Arteriovenous Fistula Combined with May-Thurner Syndrome.

*Yuki Shima (Kurashiki Central Hospital, Japan)*

A case of Severe Calcified Lesion in External Iliac Artery Treated Endarterectomy with Occlusion by Balloon Catheter and Plain Old Balloon Angioplasty

*Yoshikuni Kobayashi (Yokohama Rosai Hospital, Japan)*

A successful case of Popliteal Artery Entrapment Syndrome Treated by Endovascular Treatment

*Masahiro Yamagami (Morinomiya Hospital, Japan)*

### 10:40-12:20 **Case Presentation 2**

**Chairs**

*Hitoshi Anzai, Ichiro Hamanaka*

**Commentators**

*Masashi Fukunaga, Shunsuke Ozaki*

**Speakers**

A case of hybrid therapy (surgical Fogarty catheter thrombectomy and EVT with stent implantation) is useful to patient with aberrant right subclavian artery (ARSCA)

*Yusuke Kanzaki (Minaminagano Medical Center, Shinonoi General Hospital, Japan)*

A case of successful recanalization of thrombotic occlusion of the external iliac artery

*Yuichi Sawayama*

*(Shiga University of Medical Science, Japan)*

Successful recanalization of transradial approach for external iliac artery chronic total occlusion with 4.5Fr Parent plus.

*Yoshinori Nagashima (SUBARU Health Insurance Society Ota Memorial Hospital, Japan)*

A case of left subclavian artery occlusion probably due to frequent weight load to the left shoulder.

*Nobuyasu Ito*

*(Kyoto Prefectural University of Medicine, Japan)*

A successful case of hemostasis with percolse system for iatrogenic pseudoaneurysm

*Masashi Nakao*

*(Tokyo Women's Medical University, Japan)*

Successful balloon dilation of superficial femoral artery stenoses in a patient with diagnosed Takayasu's aortitis

*Shingo Minatoguchi (University of Gifu, Japan)*

Powdered snow like particles on the vascular wall after intervention for femoropopliteal chronic total occlusion: an electronic high-resolution angioscopic assessment

*Madoka Ihara*

*(Nishinomiya Municipal Central Hospital, Japan)*

Novel Technique of Percutaneous Intraluminal Cracking Using Puncture Needle for Severe Calcified Lesions of Below-the-knee or Below-the-ankle arteries

*Tatsuro Takei (Takatsu General Hospital, Japan)*

The report of two cases of iliac artery perforation during EVT

*Makoto Yamaura (Kizawa Memorial Hospital, Japan)*

### 14:00-15:20 **Nightmare in the cathlab**

**Chair**

*Kazushi Urasawa*

**Commentator**

*Peter A. Schneider*

**Lecturers**

*Yusuke Miyashita, Atsushi Funatsu*

#### **Coffee Break Lecture**

Japanese  
Only

15:45-16:00 **Solo climber challenge to "ROCK", using of Special devices ICHIBANYARI PAD2 MC & SHIDEN HP**

**座長**

安藤 弘

**演者**

飛田 一樹

共催：株式会社カネカメディックス

**Case Competition**

**16:00-17:00 Very Complicated Case Competition**

**Chairs**

*Shigeru Nakamura, Kazushi Urasawa*

**Commentators**

*Naoki Hayakawa, Makoto Sugihara, Hideyuki Takimura*

Let it bleed! (A case of controlled cardiac tamponade)  
*Chi Shing Chiang*  
(Queen Elizabeth Hospital Hong Kong, Hong Kong)

Pig-head turning into Handsomeness ? Stenting again for SVC syndrome stenting failure  
*Patrick Yan-Tyng Liu*  
(National Taiwan University Hospital, Taiwan, R.O.C.)

A case of successful limb salvage for CLI patient with triple CTO from the left SFA to BTK using bi-directional approach at step by step.  
*Tomonari Takagi* (Takatsu General Hospital, Japan)

A case of CLI due to SFA frequent stenosis and BK CTO, revascularized with trans-collateral and IVUS-guided technique  
*Kensuke Fujioka* (Kouseiren Takaoka Hospital, Japan)

Successful endovascular treatment of long chronic total occlusion from external iliac artery to superficial femoral artery using RIKISHI guiding catheter and transvenous intravascular ultrasound-guided technique  
*Toru Tsujibayashi*  
(The Fraternity Memorial Hospital, Japan)

**17:00-18:00 My Best Case Competition**

**Chairs**

*Hiroshi Ando, Daizo Kawasaki*

**Commentators**

*Nobuhito Kaneko, Ryoji Koshida, Tatsuya Nakama, Norihito Shinozaki*

Endovascular repair of a giant symptomatic thoraco-abdominal aortic aneurysm using an endograft with 5 cuffed fenestrations and the Agilis steerable sheath  
*Gopal Chandra Ghosh*  
(Apollo Gleneagles Hospital, Kolkata, India)

Acute iliac vein thrombosis secondary to exacerbation of May-Thurner Syndrome by over-riding arterial cross-over sheath  
*Wai Kin Chi* (Prince of Wales Hospital, The Chinese University of Hong Kong, Hong Kong)

Successful percutaneous coronary intervention strategy for coronary subclavian steal syndrome  
*Kazuhiro Fujiyoshi*  
(Kitasato University Kitasato Institute Hospital, Japan)

Successful endovascular treatment using percutaneous ultrasound-guided distal puncture for the foot artery without blood flow.  
*Tomofumi Sawatani* (Doai Memorial Hospital, Japan)

CROSSVAC - A new aggressive flossing strategy -  
*Yukihiko Yamaguchi* (Tokyo General Hospital, Japan)

**Exhibition Booth IV**

**Poster Session**

**10:30-11:40 Session 1**

**Chair**

*Shigeru Nakamura*

**Presenters**

P-01 A case of Endovascular therapies for aortoiliac bifurcation Lesion with the VBX Stent Graft  
*Yuki Matsuwaki* (Nagoya Daini Red Cross Hospital, Japan)

P-02 Effect of successful revascularization on left ventricular diastolic dysfunction in aorto-iliac occlusive disease  
*Wonho Kim* (Eulji University Hospital, Korea)

P-03 Aortic Remodeling and Clinical Outcomes in Type B Aortic Dissection According to the Timing of Thoracic Endovascular Aortic Repair  
*Seung-Jun Lee* (Severance Cardiovascular Hospital, Yonsei University Health System, Korea)

P-04 Effect of ankle brachial index measurement on central aortic blood pressure in patients with peripheral artery disease  
*Toshiya Miura*  
(University of Occupational and Environmental Health, Japan)

P-05 Iliac and renal stenting to Stanford B acute aortic dissection  
*Hiroshi Araki* (Yokosuka General Hospital UWAMACHI, Japan)

P-06 The successful use of GORE VIABAHN VBX for the coarctation of thoracic aorta.  
*Nobuo Ishiguro* (Nagoya Tokushukai General Hospital, Japan)

P-07 EVT of abdominal aortic stenosis lead to renal failure after renal transplant  
*Shigeyasu Tsuda* (Kita-Harima Medical Center, Japan)

**14:30-15:40 Session 2**

**Chair**

*Akira Miyamoto*

**Presenters**

P-08 Bail-out from perforation at popliteal artery in CLI with severe calcification  
*Takuma Tsuda* (Nagoya Ekisaikai Hospital, Japan)

P-09 A case of spleen preserving coil embolization for splenic artery aneurysm  
*Toshiki Asada* (Yokohama Sakae Kyosai Hospital, Japan)

P-10 Urinary vanin-1 reflects an ameliorating effect for renal injury in Dahl-salt sensitive rats  
*Keiko Hosohata*  
(Osaka University of Pharmaceutical Sciences, Japan)

P-11 a case of embolization of drug mass to the periphery observed by angioscopy At drug application with drug eluting balloon.  
*Yoshihiro Kato* (Gyotoku General Hospital, Japan)

P-12 Acute thrombosis of paclitaxel eluting stents in SFA CTO with poor runoff  
*Takehiko Kido*  
(Showa University Northern Yokohama Hospital, Japan)

- P-13 A case of successful EVT for long CTO treated without contrast agent  
*Hiroshi Sugino*  
(Kure Medical Center and Chugoku Cancer Center, Japan)
- P-14 A case sheath introducer breakage during removal of the Cutting Balloon  
*Hidefumi Nakahashi*  
(Yokohama City University Medical Center, Japan)

Friday, October 25

Room 8

**EVT Live Case Transmission**



**Kyoto Katsura Hospital**

Operators

*Keisuke Hirano, Shigeru Nakamura,  
Kazushi Urasawa*

8:30-10:20 **EVT Live Case Transmission 1**

Chairs

*Osami Kawarada, Seung-Woon Rha,  
Andrej Schmidt*

Commentators

*Ichiro Hamanaka, Masao Imao, Norihiro Kobayashi,  
Amane Kozuki, Masatsugu Nakano,  
Hideyuki Takimura, Kan Zen*

9:00-9:50 **Flash Presentation**

The Essence of Vessel Preparation  
~ Using NSE PTA ~  
*Hiroshi Ando*

Co-sponsored by  
NIPRO CORPORATION

9:50-10:20 **Flash Presentation**

Standardization of Guide Wire Selection for BTK  
Treatment  
~ Advantages of ASAHI Gladius MG PV ~  
*Tatsuya Nakama*

Co-sponsored by  
ASAHI INTECC CO., LTD.

10:20-12:20 **EVT Live Case Transmission 2**

Chairs

*Masato Nakamura, Shinsuke Nanto,  
Lawrence A. Garcia*

Commentators

*Atsuki Fukae, Masanori Inoue, Katsuhiko Kawaguchi,  
Shinsuke Mori, Tomoyasu Sato, Kenji Suzuki,  
Shin Takiuchi*

10:20-12:20 **Featured Live**

Co-sponsored by  
Cardinal Health Japan

### Luncheon Seminar

Japanese only

12:30-13:30 **多角的なアプローチから検討するDESとDCBの境界線**

座長

宮下 裕介

演者

Eluvia DESの再狭窄抑制効果とは?  
～留置1年後のLate Lumen Loss評価より～  
曾我 芳光

エビデンスに基づく適切なデバイス選択  
～DESとDCBの境界線～

鈴木 健之

病理から診るDES/DCBの違い

鳥居 翔 (東海大学)

共催: ポストン・サイエンティフィック ジャパン株式会社

### EVT Live Case Transmission

LIVE (E) (J)

#### Kyoto Katsura Hospital

Operators

Keisuke Hirano, Shigeru Nakamura,  
Kazushi Urasawa

#### 13:30-15:30 EVT Live Case Transmission 3

Chairs

Osamu Iida, Naoto Inoue, Donghoon Choi

Commentators

Kiyohito Arai, Yutaka Dannoura, Nobuhito Kaneko,  
Eiji Karashima, Toshiro Shinke, Yasuhiro Takahashi,  
Makoto Utsunomiya

#### 13:30-15:30 Featured Live & Flash Presentation

Angioscopic analyses of Eluvia stents in the femoropopliteal lesions

Takuya Tsujimura

Co-sponsored by

Boston Scientific Japan K.K.

#### 15:30-18:00 EVT Live Case Transmission 4

Chairs

Akira Miyamoto, Peter A. Schneider, Bryan Yan

Commentators

Hitoshi Anzai, Koji Hozawa, Akihiro Nakamura,  
Shinya Sasaki, Tadayo Sato, Kazuki Tobita,  
Takehiro Yamashita

#### 15:30-17:30 Featured Live

Co-sponsored by

Century Medical, Inc. / Abbott Vascular Japan Co., Ltd.

### Room 5

8:30-9:00 **Kasukabe style**

Japanese only

座長

安藤 弘

演者

金子 喜仁

9:00-9:50 **その他のEVT (ALI, DVT, Subclavian...)**

Japanese only

座長

仲間 達也

山内 靖隆

演者

ALI

山内 靖隆

Endovascular treatment of DVT

高橋 保裕

Subclavian

仲間 達也

9:50-10:50 **Special technique**

Japanese only

座長

丹 通直

朴澤 耕治

演者

Proximal balloon occlusion を併用したDCBの使用  
方法

木村 雅喜

蛇行と瘤化した総腸骨動脈閉塞病変治療に体表面  
工コー(UDE法)が有用であった症例

田山 信至

MAOH technique (Modified Angio-seal hemostasis  
technique using contrast media)

朴澤 耕治

BanaNa (Ichibanyari PAD2 with Navifocus WR)  
knuckle/parallel wiring technique

丹 通直

### Coffee Break Lecture

Japanese only

10:50-11:05 **IVUS Guided strategy for SFA CTO**

座長

高橋 保裕

演者

三浦 崇

共催: 株式会社フィリップス・ジャパン

## 11:10-12:20 CLI 1: 血行再建

Japanese  
only

座長  
嶋井 大典  
菰田 拓之

演者  
足部血管解剖・側副路を考慮したEVT治療戦略  
嶋井 大典

first sessionからBTA EVTをやるcaseとは？  
仲間 達也

bypass firstを検討すべきcaseとは？  
児玉 章朗

CLIへのbypass治療 最前線  
菊地 信介

### Luncheon Seminar



#### 12:30-13:30 Dynamic Roundtable Discussion Current EVT and the Future

Chair  
Osamu Iida

Commentators  
Michinao Tan, Tatsuya Nakama, Amane Kozuki,  
Kei Sato (Mie University Hospital)

Lecturer  
Andrej Schmidt

Co-sponsored by  
Cardinal Health Japan

## 13:30-15:00 CLI 2: 創傷治療と歩行機能温存

Japanese  
only

座長  
石井 義輝  
菰田 拓之

演者  
血行再建と創傷治癒をどう繋げるか - 自らバイパス術も行う形成外科医の意見 -  
綾部 忍

血行再建後、外来で創傷管理を行うコツ、創傷管理と免荷デバイスの組み合わせ  
石井 義輝

歩行困難にさせない、創がある状況で行うリハビリに必要なことは？  
榎 聡子

感染管理に必要な事は？  
藤井 美樹

### Coffee Break Lecture

Japanese  
only

#### 15:15-15:30 What is the optimal treatment in SFA? - Consideration of safety and efficacy from current data

座長  
Peter A. Schneider

演者  
仲間 達也

共催：日本メドトロニック株式会社

## 16:10-18:00 CLI 3: 診療体制構築のコツ (コメディカルセッション)

Japanese  
only

座長  
菅野 智美  
菰田 拓之

演者  
医師はゲートキーパーとして何を行うべきか。  
菰田 拓之

血管看護からの関わり  
菅野 智美

カテ室からの関わり  
(インターベンションエキスパートナース IINE)  
越野 理和

創傷管理からの関わり (皮膚・排泄ケア認定看護師)  
山崎 知美

リハビリ室からの関わり  
今岡 信介

在宅との関わり、在宅診療を行うインターベンションистの意見  
登坂 淳

**Poster Booth IV****Poster Session****10:30-11:40 Session 3****Chair***Yusuke Miyashita***Presenters**

- P-15 A case with repeat occlusion of SFA  
*Takahiro Tokuda (Nagoya Heart Center, Japan)*
- P-16 Management of Venous Thromboembolism in May-Thurner Syndrome  
*ChengChung Hung (Kaohsiung veteran general hospital, Taiwan, R.O.C.)*
- P-17 A Case of EVT for SFA CTO Lesion after Abdominal Aorta-Common iliac artery replacement.  
*Hiroyuki Mizukami (Jusendo General Hospital, Japan)*
- P-18 Successful EVT to CFA-SFA with Heavily Calcification after surgical bypass for severe intermittent claudication  
*Akihiro Matsui (Kasukabe Chuo General Hospital, Japan)*
- P-19 Initial experience of Removing Calcified Plaque by Intentional Crosser Bias Control with Angled Support Catheter Technique  
*Go Takenouchi (Sapporo Higashi Tokushukai Hospital, Japan)*
- P-20 EIA-CFA CTO case treated by bidirectional approach using 4.5 Fr radial approach  
*Shigeki Nishiyama (Saitama Sekishinkai Hospital, Japan)*
- P-21 A bilateral transradial angioplasty for occluded right subclavian artery  
*Taketo Sonoda (Juntendo University Shizuoka Hospital, Japan)*

**Poster Booth III****Poster Session****14:30-15:40 Session 4****Chair***Hiroshi Ando***Presenters**

- P-23 No re-flow after stent deployment  
*Chen-Yuan Su (Nation Cheng Kung University Hospital, Taiwan, R.O.C.)*
- P-24 Primary Stenting and Standard Balloon Angioplasty for the Below-Knee Arterial in Patients underwent Percutaneous Transluminal Angioplasty  
*Jihun Ahn (Soonchunhyang University Gumi Hospital, Korea)*
- P-25 Endovascular treatment(EVT) for a common iliac artery with a dissection extended to the superficial femoral artery(SFA) after stent implantation  
*Taku Iwaki (Yokohama Sakae kyosai Hospital, Japan)*
- P-26 Clinical Outcomes of PAD Patients Who Underwent Routine Coronary Angiography and Subsequent Percutaneous Coronary Angiography for Severe CAD  
*Yoongseok Park (Samsung Medical Center, Sungkyunkwan University School of Medicine, Korea)*
- P-27 Coiling to deep femoral artery bleeding after iliac stenting  
*Hiroshi Araki (Yokosuka General Hospital UWAMACHI, Japan)*
- P-28 A case of peripheral iatrogenic pseudoaneurysm hard to detect due to slow flow  
*Kohei Kawamura (Okayama City Municipal Hospital, Japan)*

**Poster Booth IV****Poster Session****14:30-15:40 Session 5****Chair***Daizo Kawasaki***Presenters**

- P-29 Acute limb ischemia: A case report  
*Hsiu Yu Lai (Chimei Medical Center, Taiwan, R.O.C.)*
- P-30 A case of refractory acute lower limb ischemia successfully treated by endovascular therapy with heparin-coated stentgraft  
*Hideki Horibe (Gifu Prefectural Tajimi Hospital, Japan)*
- P-31 Two different complications in the endovascular therapy(EVT) for critical limb ischemia(CLI)  
*Koichi Hoshimoto (Yokohama General Hospital, Japan)*
- P-32 Unexpected occlusion of an internal iliac artery causing acute limb ischemia  
*Yuji Nishimoto (Hyogo Prefectural Amagasaki General Medical Center, Japan)*
- P-33 Electro-mechanical assessment of left ventricle rotation in heart failure patients with left bundle branch block using the NOGA system.  
*Tomasz Jadczyk (Medical University of Silesia, Poland)*

- P-34 Perfusion index predicts clinical outcome in hemodialysis patients with critical limb ischemia undergoing endovascular treatment  
*Atsutoshi Hatada*  
(*Nishinomiyaowanabe Cardiovascular Center, Japan*)
- P-35 A successful case of revascularization with hybrid therapy for Leriche syndrome.  
*Akihiko Hodatsu* (*Keiju Medical Center, Japan*)

**Saturday, October 26**

**Room 8**

**EVT Live Case Transmission**



**Japanese Red Cross Society Nagano Hospital**

Operators

*Hiroshi Ando, Yusuke Miyashita, Hiroyoshi Yokoi*

**8:30-10:00 EVT Live Case Transmission 5**

Chairs

*Nobuhiko Ogata, Taketsugu Tsuchiya,  
Giancarlo Biamino*

Commentators

*Hideaki Aihara, Tatsuki Doijiri, Takuya Haraguchi,  
Takashi Kawakami, Kiyonori Nanto,  
Yoshiaki Shintani, Yasutaka Yamauchi*

**8:30-10:00 Featured Live & Flash Presentation**

The coming an era of Trans radial approach for EVT! -Usefulness of R2P system-  
*Yusuke Iwasaki* (*Matsumoto Hospital*)

Co-sponsored by

*TERUMO CORPORATION*

**10:00-11:50 EVT Live Case Transmission 6**

Chairs

*Yuji Ikari, Yoshimitsu Soga, Po-Jen Ko*

Commentators

*Naoki Hayakawa, Daisuke Kamoi, Akihiro Matsui,  
Tsuyoshi Miyazawa, Takayuki Naito,  
Nobuhiro Suematsu, Tomoyuki Umemoto*

**Luncheon Seminar**

**12:00-13:00 Current international role of DCB and DES in light of the paclitaxel controversy**

Chairs

*Peter A. Schneider, Kazushi Urasawa*

Panelists

*Lawrence A. Garcia, Andrej Schmidt,  
Yoshimitsu Soga, Bryan Yan*

**Introduction to the session**

How strong is the safety signal with paclitaxel?  
*Lawrence A. Garcia*

**Panel discussion**

What are the possible mechanisms of the safety signal?  
*Andrej Schmidt*

How will the safety signal affect vascular clinical trial design worldwide?  
*Yoshimitsu Soga*

Co-sponsored by

*CANON MEDICAL SYSTEMS CORPORATION*



## EVT Live Case Transmission



### Japanese Red Cross Society Nagano Hospital

#### Operators

Hiroshi Ando, Yusuke Miyashita, Hiroyoshi Yokoi

## 13:00-15:00 EVT Live Case Transmission 7

#### Chairs

Yoshito Yamamoto, Ralf Langhoff, Seung-Woon Rha

#### Commentators

George Liell Adams, Masashi Fukunaga, Akihiro Higashimori, Ryoji Koshida, Yoichi Nozaki, Norihiko Shinozaki

### 13:00-14:00 Flash Presentation

New .014 Lutonix RX will change the future of Japanese SFA-Pop procedure  
Yoshito Yamamoto

Co-sponsored by  
MEDICON, INC.

### 13:00-15:00 Featured Live

Co-sponsored by  
W.L. Gore&Associates, Co., Ltd.

## 15:00-17:00 EVT Live Case Transmission 8

#### Chairs

Masahiko Fujihara, Daizo Kawasaki

#### Commentators

Takashi Harada, Yo Iwata, Jun Kikuchi, Masayoshi Kimura, Tatsuya Nakama, Makoto Sugihara, Yoshinori Tsubakimoto

## Room 5

## 9:00-10:20 Round Table Discussion 1: Current status and future perspective of atherectomy (SFA) in Japan

#### Chairs

Akira Miyamoto, Yoshito Yamamoto

#### Lecturers

Atherectomy is necessary in Japan  
Akira Miyamoto

Trends in atherectomy in Korea  
Donghoon Choi

Trends in atherectomy in Hong Kong  
Bryan Yan

Trends in atherectomy in USA  
Lawrence A. Garcia

Trends in atherectomy in Europe  
Andrej Schmidt

Perspective of JETSTREAM  
Masahiko Fujihara

Perspective of DIAMONDBAX  
Tatsuya Nakama

Perspective of FOXFOLLOW  
Norihiko Shinozaki

Perspective of ELCA  
Yoshiaki Shintani

## 10:30-11:50 Round Table Discussion 2: 本邦における静脈インターベンションの現状と未来

Japanese only

#### 座長

安齋 均  
宇都宮 誠

## ここまで出来る循環器医の静脈インターベンション

#### 演者

表在静脈に対する静脈インターベンション  
伊元 裕樹

急性DVTに対する静脈インターベンション  
船津 篤史

急性PEに対する静脈インターベンション  
中村 浩彰

慢性PTSに対する静脈インターベンション  
村上 雄二

## 静脈専門血管外科医からの提言

表在静脈に対する静脈インターベンションの適応  
孟 真

深部静脈に対する静脈インターベンションの適応  
星野 祐二

## 13:00-14:30 Hirano Do-jo: Hands on seminar of echo guided wiring

Japanese only

#### 座長

重城 健太郎  
平野 敬典

#### Lecturers

検査技師におけるエコーガイドのコツと画像の設定  
齊藤 広将

ひとりエコーガイド EVT の極意  
滝村 英幸

SFAに対するエコーガイドEVTの成績  
毛利 晋輔

私が体表面エコーを治療に使用する理由  
重城 健太郎

## Coffee Break Lecture

Japanese only

## 14:30-14:45 How to choose optimal devices in SFA treatment? ~DESとDCBの境界線とは?

#### 座長

越田 亮司

#### 演者

飯田 修

共催：ポストン・サイエンティフィック ジャパン株式会社

14:50-17:00 **Bailout from complication**

Japanese  
only

座長

末松 延裕

山内 靖隆

コメンテーター

岩城 卓

毛利 晋輔

演者

スネアを使用したTSURECOMIテクニックと  
YOBIKOMIテクニック

田中 昭光

Perforation and rupture 2019

土井尻 達紀

TBA

飛田 一樹

Massive Perforation of a tibial artery after Reverse  
BAD-FORM Technique

堀江 和紀

Bailout of vessel perforation by broken Crosser

毛利 晋輔



## Registration

### Registration Fee

On-site Registration		
Medical	3 days	JPY 35,000
	1 day	JPY 20,000
Medical(Intern)*	3 days	JPY 10,000
Co-medical	3 days	JPY 4,000
Industrial Professional	3 days	JPY 35,000

\* Medical(Intern) is required to present certification showing they are currently in the internship (4 years period) after graduation from medical school. Failure to do this will be charged the on-site registration fee of Medical. Pre-registration is not required.

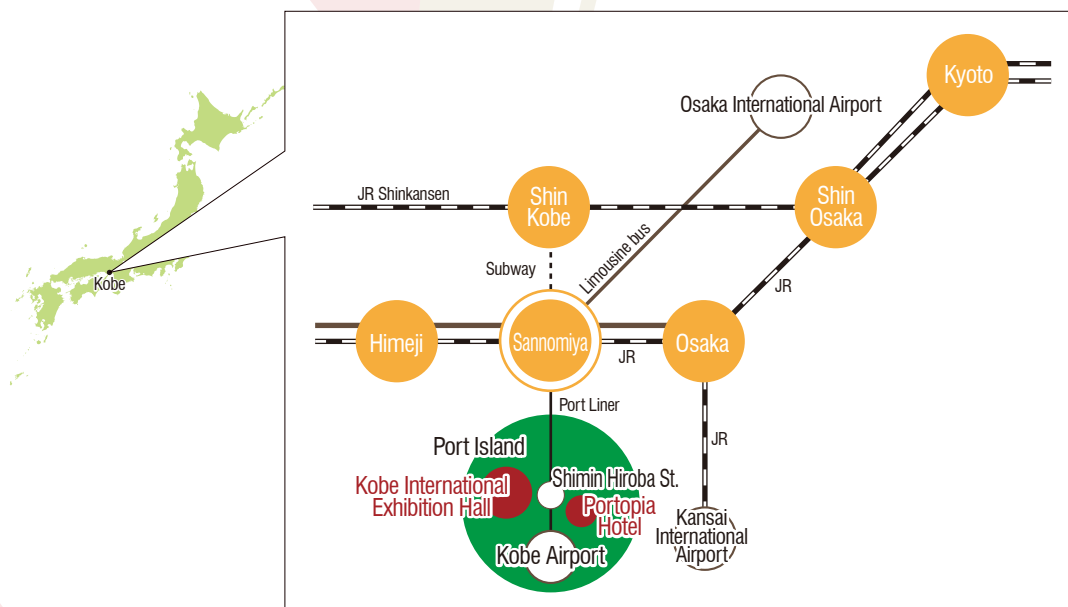
\*\* A student can attend the live course free of charge. Please present your student ID or equivalent documents at the on-site registration desk. Pre-registration is not required.



Online registration form is available on CCT website

<https://cct.gr.jp/2019/>

## Access



## Contacts

### Registration & Hotel

#### CCT2019 Registration Desk

[Nippon Express Travel Co., Ltd.]  
1-20-1, Minamihorie, Nishi-ku, Osaka 550-0015, Japan  
TEL +81-6-6532-5277 FAX +81-6-6532-5259  
E-mail : mice-trv@nittsu.co.jp

### General Information

#### CCT Administration Office

Central Residence 201, 48 Higashiodawaracho,  
Toyohashi, Aichi, 440-0886, Japan  
TEL +81-532-57-1275 FAX +81-532-52-2883  
E-mail : secretariat@cct.gr.jp